



**Chillerton & Gatcombe
Parish Council**



www.chillertonandgatcombe.org

Community profile and directory



2015 edition

Contents

	Page
Welcome	3
Our parish: history, geography, demography	4
Walks and wildlife	6
The Parish Council and its role	7
Local representatives 2015	8
Parish Council activities	9
Chillerton Community Association	10
St Olave's Church Gatcombe	11
Island map	13
Parish map	14
Chillerton Club and Reading Room	16
Chillerton and Rookley Primary School	17
Chillerton and Gatcombe Horticultural Society	18
Land and assets managed by the Parish Council	19
Village allotment	20
Scarecrow Festival	21
Chillerton and Gatcombe News	22
Neighbourhood Watch	22
Regular community activities	23
Directory of services	24

Welcome

A warm welcome and introduction to this our first edition of the **2015 Chillerton and Gatcombe community profile and directory**.

The Parish Council has sponsored this document. It is designed for existing and new residents to help them get an overview of the parish, and to introduce the various organisations within its area. We do hope that this is of interest, and will help in identifying how you may make initial contact with the various organisations. Please note, further information is available via the 'Chillerton and Gatcombe News,' which is delivered quarterly to each residential property within the parish, also the Chillerton and Gatcombe Parish Council website, which is available to all those online.

www.chillertonandgatcombe.org

Chillerton and Gatcombe Parish Council is the smallest parish on the Island, and consists of two villages and a number of hamlets, comprising over 200 residential properties with over 400 people, a school and church, the Isle of Wight Hunt Kennels, three working farms and a number of small commercial enterprises. The parish is set within an agricultural area which is located in the centre of the Island, and is within an area designated as an Area of Outstanding Natural Beauty.

If you think there is any missing information which you would like included in a future edition, please contact the Parish Council via our Clerk, Maxine Yule (639449).

Best wishes to you all,

John Kingston

Chairman

Chillerton and Gatcombe Parish Council.

Our parish: history, geography, demography



Clear evidence of early inhabitants is apparent on the downland above Chillerton where ditches and mounds show the defences of the iron age settlement. The seven strip lynchets (narrow terraced fields) by the playing field date back to the middle ages.

In the early days, life would have revolved around the occupants of Sheat Manor and Gatcombe House. Sheat Manor was built in 1605 by the Urry family, with an even earlier reference to a mill and dwelling in the Domesday book. Gatcombe House was built in 1750 and is associated with the Seely family who in the 19th and early 20th century owned vast estates across the island. The last Seely in Gatcombe House died in 1926, when most of the parish farms and houses were auctioned. Several former tenant farmers became landowners in their own right, with their descendants continuing to live here today.

Some form of local government was based around the church. The Parochial Church Council would have been the body which regulated much of the local life through the annual Vestry Meeting. Local taxes (tythes) were collected and administered by the churchwardens.

Civil Parish Councils were first formed in England in 1894, taking over local oversight of civic duties in rural towns and villages. Our parish was originally known as Gatcombe Parish. It had five councillors, as now. Although local farmers who employed labour had assumed they would be voted on to the first council, it was in fact their employees, the mason, shepherd and dairyman who received the most votes from parishioners using the new democracy to full effect.



The history of the parish and its boundaries is complex and since the Church Parish Council and the Civil Parish Council are quite separate bodies it is little wonder that confusion sometimes arises.

In May 1893 an event of some significance took place when the village of Chillerton was officially joined to Gatcombe at a Church Vestry Meeting. Prior to this, Chillerton was an isolated outpost of the Arreton Parish.

The Civil Parish Council was inaugurated in 1894, as were others countrywide, when the Local Government Act brought in new electoral legislation.

Since then the boundaries have been frequently adjusted. As will be seen on the map on pages 14-15 the Civil Parish boundary ends at the River Medina but the Ecclesiastic Parish contains much of Rookley.

Chillerton and Gatcombe Parish electoral roll contains about 350 names. These numbers reflect the growth of population. In 1960 only 215 voters were listed. There are now some two hundred houses in the parish, many of these are over a hundred years old but recent developments, particularly in the Chillerton area, have been needed to accommodate the steep rise in population.

It will be noted that the area of land on which the former Whitecroft Hospital stood, and now ironically named Gatcombe Manor, is not within the parish boundary. This anomaly dates from the time when the vicar of Newport was chaplain to the hospital, a small enclave attached to the Newport Parish.

Walks and wildlife

The parish is well found for footpaths and the keen walker is advised to obtain an island map of footpaths showing field boundaries and woodland in more detail than is possible in these pages. There is a network of interesting routes and a good start may be made at the parish church where several paths converge.

The church is open daily and has much to interest the visitor. Two noteworthy buildings, Gatcombe House, beside the church and Sheat Manor, at the north end of Chillerton, are not usually open to the public but their imposing facades can be clearly seen from the road.

The copse by the church is a haven for wildlife. Pheasants and partridges are plentiful and birdsong is loud and clear. The occasional rabbit comes out to nibble at the flowers in the graveyard and red squirrels scamper through the beech trees. Beside the churchyard in Gatcombe House park is a lake where herons nest. Badgers are plentiful in the area and piles of sand betray their holts. Being nocturnal animals they are best seen at dusk and some villagers regularly leave food in the garden to watch these interesting visitors.



An attractive walk takes you through Gatcombe village, past the Hunt Kennels and thence on to the downs. Here buzzards can be seen wheeling over the hillside and in spring wild flowers abound.

Another spectacular walk begins above Chillerton Farm at the southern end of Chillerton and leads

upwards past chalk pits and stone quarries, below the mast, and thence on to Shorwell.

A much longer walk takes you across the top of the many downs that surround the parish, with beautiful views towards the east at Culver, the south at Blackgang, the west at Freshwater and the north across the Solent to Hampshire.

The Parish Council and its role

Throughout the UK administration of the country has become uniform and regulated in that Parliament governs the entire area of the UK whilst the County Councils and Town and Parish Councils look after the local areas in much more detail. The Isle of Wight is a Unitary Council that answers direct to Government and is the equivalent of a County Council. Chillerton and Gatcombe Parish Council, like the other 32 local authorities on the Island, is an Independent statutory body with power to raise a precept that enables it to fund local projects and schemes (see maps on pages 13—15).

Chillerton and Gatcombe Parish Council consists of five volunteer councillors who are elected every four years by the electorate of the Parish. The post is voluntary and therefore unpaid. The parish councillors are supported by a paid member of staff who is chosen and employed by the Parish Council. The post is officially known as 'The Proper Officer' who is trained and has professional qualifications, This post also includes the role of the Responsible Financial Officer (RFO). This officer is more commonly known as 'The Clerk'.

Each year the five councillors elect from within their ranks a chairman and vice chairman, and at each meeting the chair is held by either the chairman or the vice chairman, or an elected chairman on the night. All decisions are required to be made fairly and democratically, the meetings are therefore always held with a minimum of three councillors present.

Our Council meetings are held monthly at the school in Chillerton, and are usually held on the first Monday of every month, starting at 7pm. All interested parishioners are welcome, especially if they wish to take part in the question and answer session for which a period of 15 minutes is set aside at each meeting. A typical agenda might cover reports from our local County Councillor, the police, planning applications, parish improvement initiatives, donations and assets maintenance, as well as the required statutory items.

Each January the budget and precept is set for the following financial year. At present the parish council does not have a cap on the charge, so could if required make an increase to fund a particular project. Since 2011 the precept has been held at £7,530 and is collected through the Council Tax by IWC.

Agendas are displayed in advance of each meeting on the notice boards at the School, the village hall and the church. Our website carries all agendas, minutes and related documents.

www.chillertonandgatcombe.org

We look forward to seeing you at one of our meetings.

Local representatives 2015

John Kingston Chairman

721082 j.kingston46@btinternet.com



Gillian Belben Vice Chair

721519 sheat3@btinternet.com



Sue Barber Councillor

721128 sue@ramsdown.myzen.co.uk



Phil Slater Councillor

721282

philslater@metronet.co.uk



Steve Rowntree Councillor

721567 steverowntree@hotmail.co.uk



Maxine Yule Parish Clerk

639449 maxyule@gmail.com

The Parish lies within the Central Ward with Bob Seely as the elected Conservative Councillor. Bob can be contacted on 721975 or 07714750151 email : bob.seely@ymail.com

Parish Council activities

As previously stated the Parish Council has a number of responsibilities, not least of which is looking after the various fixed assets which can be viewed on the Parish Council web site in the Fixed Asset Register.

These include: a number of benches, three notice boards, dog poo bins and gloves, provision of waste bins, maintenance of the children's play area including annual health and safety inspections and the village green including ground works such as grass cutting.

As well as these routine items, the Parish Council has a responsibility to work with the Isle of Wight Council to preserve, improve and develop local amenities where possible. The Parish Council has agreed to proportionate funding of Environmental Officers who assist with items such as Enforcement e.g. dog fouling, fly tipping, dog warden service and community engagement.

Our planned and proposed Improvements include:

Traffic solution programme

- Reduction in speed limit outside the school to 20 mph at drop off and pick up times
- Reduction in speed limit to 30 mph from the junction of Highwood Lane to the junction of Berry Lane

Sustainable transport and improved rights of way

- Extension of the pavement in Chillerton
- Improvements to the surface of Hollow Lane
- Improvements to the footpath/right of way to children's play area
- Improvements to road surfaces throughout the Parish to include some roads not currently covered by the Island Roads PFI
- Repair of broken stiles and the provision of gates to improve access on footpaths and bridleways
- Maintaining support for the Number 6 bus

Environmental Improvement Scheme

- Sustainable management scheme for the Village Green, including tree preservation work
- Renovation of other areas in the parish to improve biodiversity

This plan is subject to amendment at any time and we accept that not all of these items will succeed but it is our aim to keep them on the agenda with the Isle of Wight Council. If there is anything you would like us to consider for the future please contact our parish clerk Maxine Yule.

maxyule@gmail.com

Chillerton Community Association



The Village Hall was opened in 1983 and is run by the Chillerton Community Association, which is a charity. It is situated next to the Village Green and consists of a spacious hall, small kitchen and toilets. It is available to hire for one-off occasions and regular events. At the moment it is used weekly by a Karate club and music groups. Throughout the year it is used for the Village Market and Café, which runs on the first Saturday of every month, as well as events such as the annual Christmas Fair and the Village 'Bangers and Mash' evening. It also forms a central hub for the biannual Village Scarecrow Festival where refreshments are served to visitors. The Hall is often used by villagers for private parties.

The Hall can be hired at a cost of £5 per session for village residents and £10 for people from outside the village. (Charges subject to change over time). Business rates are available on request. Please contact Carolyn Hoyle on 721732 or Kathy Nightingale on 721621.

St Olave's Church Gatcombe



Whilst not geographically central to the parish, St Olave's, our pretty 13th century Norman Church is just a short drive from Chillerton or on a fine day, a lovely walk across the footpath from the top of Brook Lane. It is a very peaceful place with a beautifully maintained graveyard and a lovingly cared for building.

St Olave's Church was first built in the 13th century and served the Estur family of Gatcombe House as a Chapel. Saint Olave was a King of Norway in the 11th century, but it is not known why he is the Patron Saint of this Church.

Throughout the centuries many eminent families who have owned Gatcombe House have supported the Church, the Worsley family is of particular note.

Much has changed and been added since the original Chapel was built, for example the tower was a 15th century addition, three large bells were installed in the 17th century and in 1910 the porch was rebuilt. The interior vaulting in the Church is also of modern origin.

A stained glass window with feathered angels is said to be the oldest Church window on the Isle of Wight. The Pre-Raphaelite windows in the sanctuary and the chancel are the designs of William Morris, Dante Gabriel Rossetti, Edward Burne-Jones, Philip Webb and Ford Maddox-Brown and whilst the chancel furniture is relatively modern, the

table to the right of the altar is Jacobean.


A monument to Charles Seely by the sculptor Sir Thomas Brock is of particular note as is the wooden effigy of a Crusader.

Under the bell tower is a Purbeck marble lead-lined font which dates from the early Church.

To bring the Church into the 21st century toilet facilities have now been added along with a food preparation area.

Services and activities are listed in the parish newsletter, 'Village Talk' in the Isle of Wight County Press and the monthly Church magazine which is available at the back of the Church.

Contact: Rev. Marcus Bagg 718908
Churchwardens Hilary Jones 721682 or Liz Taylor 721086





Chillerton Club and Reading Room



Do you know you have a friendly Social Club on your doorstep? The Club has a well-stocked lounge bar, two full size snooker tables and traditional pub facilities such as darts and cards.

In the comfortable bar area you can relax and chat and meet and make new friends from both in and out of the village.

The Club is open on Mondays and Saturdays from 8 to 11pm as well as some Tuesdays and Thursdays when it has home fixtures in Island snooker and billiards leagues. Fun bingo is a Friday event a couple of times each month.

The Club is also available for private functions, with or without a bar, and currently the committee only ask for a donation to Club funds.

Temporary membership is free and you are guaranteed a warm welcome, either as a new face or an old friend. If you do wish to join, membership is only £5 per year or £2 for the retired and those under 18.

Contact Andy Thompson (Secretary) on 721632 for more details about membership or private functions or, better still, look in and say hello.

Chillerton and Rookley Primary School



We have a vibrant school which encourages and nurtures children to become confident, intelligent, and resourceful individuals within a safe and stimulating learning environment.

Our school is located in the picturesque village of Chillerton and takes children from the age of 2 – 11. As one of three primary schools within the Stenbury Federation, we ensure that the children have opportunities to interact either collaboratively or competitively with children from the other two schools.

Although small, we have many excellent facilities and our building is newly refurbished and well equipped. We have a large playground, an environmental area and a playing field.

On site, we have a Pre-school (**Early Learners**) which runs each day from 9 am until 3 pm. There is a toddler group (**Sunshine Toddler Group**) for the under 5s which is held on Wednesdays from 9.15 am to 11.00 am, in term time only.

We offer wrap around care with our **Breakfast Club** (8 am to 9am) and a very popular **After School Club** (3 pm to 6 pm), with tea provided if staying after 5.00 pm. There is an amazing array of school clubs that your child can sign up to as part of this provision.

Please contact us if you would like any more information or if you would like to visit the school.

Gina Owrid

Acting Head teacher

Tel: 01983 721207

Email: admin.chillerton@lineone.net

Website: www.chillertonandrookleyprimary.co.uk

Chillerton and Gatcombe Horticultural Society



Chillerton and Gatcombe Horticultural Society was formed in 1947 and has held an annual summer Flower Show ever since. The show has been held in a variety of places, its current home is Sheat Manor. The society runs a monthly programme of activities, with talks by guest speakers, social evenings, business meetings and visits. In the last few years it has organised visits to Northcourt Manor Shorwell and Highgrove Gardens in Gloucestershire, arranged society picnics and run talks on the growing of sweet peas, cacti and fuchsia. We also go beyond horticulture with speakers on for example, local history and garden birds.

The society welcomes new members, it prides itself on celebrating the benefits of growing vegetables, fruit, flowers and pot plants, which is reflected in the relaxed and enjoyable approach to exhibiting at the annual show, which also has classes for craft, homemade produce and flower arranging. The children's classes in three different age groups are also very popular.

The show with its large marquee, refreshments, entertainment, sports, traditional games and stalls attracts many hundreds of visitors and is run by around 80 volunteers from the society and parish community. The show schedule is delivered to every household in the parish in Spring each year, and can also be found on the parish website.

To find out more about membership (£3 per year), regular meetings and the show, look out for society posters, updates in the parish newsletter or contact society secretary Gillian Belben on 721519
sheat3@btinternet.com

Land and Assets managed by the Parish Council

Village Green

Facing the Village Hall, the Green is a peaceful, tree-planted area with benches to sit, relax and watch the world go by. The tree planted area is now subject to a Preservation Order which means it is protected for the future too. Activities on the green have included wedding and children's parties, a May Day celebration and the Scarecrow Festival. It is appreciated by walkers as a place to stop and eat or drink before attempting the climb up to Chillerton Mast!



Play area

This is a convenient and safe playground for children of all ages to play. There are two sets of swings, a fixed and sprung sit-on tractor for the young ones, a climbing frame and a combined climbing frame and slide. There is also a fenced area set aside for football.

There are also picnic benches to use whilst the children play.

The Play Area is signposted and situated a few yards up the bridle path almost opposite Chillerton Club. The path is quite steep, but you do have the added benefit of a good view over the Village when you are there.

Other assets can be found in the Fixed Asset Register on the Parish Council website.

Village allotment

The village allotment is a cooperative venture for the parish and welcomes people who would like to grow their own vegetables, especially young children who will be involved in all aspects of planting, growing and harvesting. It was established in 2011 and is based in the wildlife garden at the village school. The allotment was set up with the financial support of the Parish Council, Horticultural Society, Community Association and Scarecrow Festival.

To find out more about joining the allotment group contact Gillian Belben on 721519 sheat3@btinternet.com




Scarecrow Festival

Established in 2010 the Gold Award winning Gatcombe and Chillerton Scarecrow Festival is now a biennial event that is fun for all! Entry is free for participants and it is also free for visitors, who can get up close to the various entries, making it accessible for all.

The festival is held during the last week of May, covering the late spring Bank Holiday and coinciding with half term to enable as many people as possible to visit and see the extraordinary transformation of our villages.

During the week the Village Hall in Chillerton becomes Aunt Sally's Tea Room where hot and cold drinks and scrumptious cakes are served by villagers at very reasonable prices.

Scarecrows to date have included a diverse range of creations, with something for everyone! What will capture your imagination? Below are the winners from the 2013 festival.



A donations box is placed at the Village Hall for the week of the festival and all donations received remain within the parish, supporting local causes such as the upkeep of the village hall, equipment for the allotment group and the church at Gatcombe.

A small committee of local volunteers now helps with the organisation of the festival, which was originally set up and created by Doug Barber, supported by Felicity Farnham.

For more information check out our web site :

www.gatcombeandchillertonscarecrows.co.uk or www.gallybagger.org.uk
or contact Doug Barber on 721128 doug.barber@zen.co.uk


Chillerton and Gatcombe News

The Chillerton and Gatcombe News is printed and delivered free of charge quarterly to all the residents of the parish of Chillerton and Gatcombe.

It is funded by the kind support of our advertisers and through any surpluses generated from the quiz nights. If you live outside the parish and would still like a copy then we will be very happy to send you an email copy free of charge, or a hard copy via the post for £1 to cover the additional costs.

If you have anything you would like to contribute, please submit it either by email or by hand to:

The Editor. (Jill Webster, 1, Springvale Cottages, Main Rd, Chillerton.
Tel. 721483 or email jill.webster@outlook.com



Neighbourhood Watch



We have a very good Neighbourhood Watch Scheme, and although crime levels are very low, if there ever *are* any situations or problems, the 'network' is always quick to respond.

There is no charge and if you would like to join the scheme, please give your email address to Jill Webster on 721483 jill.webster@outlook.com or Doug Barber on

721128 doug.barber@zen.co.uk

Police Constable Tim Company in the Safer Neighbourhoods Team based at Yarmouth covers this parish on 07901102393

tim.campany@hampshire.pnn.police.uk



Our local Police Community Support Officer is Justin Keefe on 07901 102302

justin.keefe@hampshire.pnn.police.uk



Regular community activities

There are currently a number of regular activities taking place in community buildings and homes.

Village Hall – Chillerton Community Association see page 10

Available for hire at very reasonable rates

Village Market and Café 1st Saturday each month – 10-12 noon

In addition local produce is sold each Saturday in summer

Village Club and Reading Room see page 16

Club Nights Monday & Saturday

Horticultural Society meetings and talks as advertised

Happy Circle 2nd and 4th Mondays 2.30 pm

Bingo 2nd and 4th Fridays 8 pm

Chillerton and Rookley School see page 17

Parish Council Meetings 1st Monday each month at 7 pm

Quiz Night As advertised or contact Jill Webster 721483

Keep Fit Tuesdays 7.45 pm

Religious Institutions

There are approximately 117 on the Isle of Wight covering all main faiths. There is a comprehensive list in the local telephone directory.

St Olave's Church see page 11

This is the only church within the Parish boundary. Services and events are listed in newsletters, island media and notice boards

Book Club

2nd Tuesday each month at 2 p.m. Call Lyn Murdoch for details 721662

Scarecrow Festival Committee see page 21

The Scarecrow Festival takes place every other year and won the Beautiful South Gold Award for 'Access to All' in 2010. Every household is encouraged to take part in this fun event.

Contact Doug Barber for details 721128

Chemists

Sainsbury's, Newport
opens late, Mon- Fri 11 pm, Sat 10 pm, Sun 4 pm 539985
Boots, 124-126 High Street, Newport 522595
Day Lewis, 86-88 High Street, Newport 522346
Lloyds 41-42 Pyle Street, Newport 522638
Carisbrooke Health Centre 522150
Further information on late night opening is available in the weekly
County Press

Dental Helpline

0845 050 8345

Isle of Wight Council

821000

Dog Warden

821000 (after 6pm 821105)

Register Office—Births/Marriages/Deaths

823233

Social Services / Community Care

Mon – Fri office hours 823340
Duty Officer / Out of Hours service / Safeguarding 821105

RSPCA 24/7

0300 1234999

Island RSPCA

840287

Veterinary Practices

Green and Forster, Carisbrooke 522822
Medina, Newport 520543
Pet Doctors, Animal Hospital, Dodnor Estate, Newport 522804

Buses

The main bus service provider is Southern Vectis 827000

The Number **6** bus goes through the village of Chillerton between
Newport and Ventnor.

The Number **35** bus runs on Monday/Wednesday/Friday from Newport
to Newbridge via Shorwell and stops at the Village Green and
Gatcombe. Timetables are available from www.islandbuses.info

National Rail / Coach 0871 2002233

Ferry Services

Wightlink 0871 3761000

Red Funnel 0844 8449988

Hovertravel 811000

Main Lord Louis Library, Orchard Street, Newport 527655

Mobile Library Visits every 3 weeks, stopping at Hollow Lane Chillerton and below Hunt Kennels Gatcombe

For dates and further details - 203880 or e-mail : libraries@iow.gov.uk

Jolly Fryer Fish & Chip Van Stops at Chale Green every Wednesday from 4.45 to 7pm. Advance orders from 9am on 07968351757

Nearest Shops and Post Offices

The Co-op at Rookley and Chale Village Stores (PO, Deli and Café)

Post Offices are at Rookley and Chale.

Post boxes are located in Chillerton x 2 and Gatcombe x 1

The last collection time is 5pm

Emergency Services Police/Fire/Ambulance/Coastguard 999

NHS non-emergency number for medical help and advice 111

Coastguard non-emergency number 02392 55210

Police non-emergency number 101

PC Tim Campany 07901 102393

PCSO Justin Keefe 07901 102302

Victim Support Scheme 24/7 0845 3030900

Neighbourhood Watch

Main Road Chillerton—Jill Webster 721483

jill.webster@outlook.com

South end of Chillerton and lanes—Doug Barber 721128

doug.barber@zen.co.uk

Job Centre Plus 0845 6043719

Broadlands House, Staplers Road, Newport

Job Seekers Direct 0845 6060234

<u>Benefits Claim Line</u>	0800 0556688
<u>Utility Companies</u>	
Southern Electricity – Emergencies	0845 7708090
Southern Water – Emergencies	0845 2780845
British Gas	0800 111999
<u>CRUSE Bereavement Support</u>	523030
<u>CRUSE National number</u>	0844 4779400
<u>Drugs Helpline</u> 24/7	0800 776600
<u>Isle of Wight Drug & Alcohol Service [IDAS]</u>	526654
<u>Alcoholics Anonymous</u> –	National Local
	0845 769755 02392 580776
<u>Relate</u>	524402
<u>Samaritans</u> 24/7	521234
<u>Citizen’s Advice Bureau</u>	0845 1202959
<u>Isle Help</u> http://www.citizensadvice.org.uk/iwcab	
Advice Hub incorporating CAB, People Matter, Age UK, The Law Society, The Footprint Trust and Community Action Isle of Wight 7 High Street NEWPORT Isle Of Wight PO30 1SS	
Advice line for landlines	08444 111 444
Advice line for mobiles	0300 3300 650
<u>NHS Direct</u> 24/7	0845 4647
<u>NSPCC</u>	0808 8005000
<u>Childline</u> www.childline.org	0800 1111
<u>The Silver Line</u> (information and advice for older people)	0800 4708090
<u>British Red Cross Isle of Wight</u>	522718



Funding available

Every three months the Parish Council offers funding of up to £100 to local organisations and individuals wanting to carry out an activity that will benefit the community. For example in the past funds have been used to replace equipment at the village hall and club, help establish the village allotment, cut grass at the church and fund a village picnic.

If you would like to apply for this fund contact:

Maxine Yule 639449 maxyule@gmail.com



Photographs courtesy of Steve Holloway, Jill Luscombe, Carol Owen

For additional copies contact Parish Clerk Maxine Yule

Printed by Beardsalls (check wording)